


## ACCESSORIES

Adaptable only for "Select-Horn-TFT" furnaces Part No. **2000376** and **2000377**  
All accessories need to be fitted in the factory prior to delivery.



### Exterior exhaust tube.


Located at the furnace back with a ventilator motor to extract gases and vapours. With an 80 mm Ø hat adapter. Gases and Vapours can be extracted outside through the connecting tube. Power consumption: 30 W. Part No. **2001477**

## COMPLEMENTS



### Gloves Thermal "Kevlar 800"

Conforms to EN 388, EN407 and EN420 standards. For use with temperatures up to 800 °C, Made from seamless terry knit, with double face fibres, high level of protection against heat and flame. Length 36 cm, universal fit. Part No. **5000042**



### Crucible tongs.

With thermally protected plastic coated handles. With bow, curved tips. Part No. **1001590** Total length 220 mm. Part No. **1001591** Total length 330 mm.



Crucibles made of zirconium Zr.  
Crucibles made of pure nickel Ni.  
Crucibles made of glazed porcelain.  
Crucibles made of stainless steel.  
Crucibles made of quartz.  
(See page 181).



## Electric muffle furnaces "R-3 L" and "R-8 L" 1100 °C

FOR TEMPERATURES ADJUSTABLE FROM AMBIENT +5°C. UP TO 1100 °C.  
MICROPROCESSOR CONTROL WITH TFT TOUCH SCREEN.  
PRECISION ±2 °C OF THE SET VALUE.  
RESOLUTION: 1 DIGIT.



## FEATURES

Metal external case with vent at the back of the unit. Interior and door made of ceramic fibre, resistant and durable (No asbestos). Heater situated at the side and bottom of the chamber. USB output.

## CONTROL PANEL

### General

Main switch.  
TFT touch screen 4.3".  
Clock calendar.  
Two working modes, normal or programming.  
SPA - FRE - ENG menu.  
Self-test on starting.  
Temperature control auto-tuning.  
°C/°F selection.

### Type K probe.

### Normal mode

Set point temperature selection  
Up ramp.  
Stability time from 1 min to 99h or continuous.

### Programming mode

10 profiles capacity.  
6 segments per profile.  
Stability time in each segment from 1 min to 99h (or continuous in the last segment)  
Up ramps between segments.  
Daily - weekly On / Off programming.

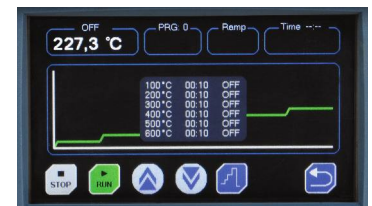


### Alarms

Network failure detection alarm.  
Probe error detection alarm.  
Over temperature and low temperature alarms.  
Visual audible warning alarms.  
Up to 100 alarms storage (date, start time, end time and alarm type).

### Datalogging

Datalogging memory up to 15000 data.  
Logging interval from 5 seconds to 30 min.  
Data download via USB.



Temperature ramps graph

## ACCESSORIES

Must be factory installed.  
**Exterior extractor tube.**  
Located at the furnace back with a ventilator motor to extract gases and vapours. Gases and Vapours can be extracted outside through the connecting tube. Power: 20 W. Part No. **2000370**



MODEL	Part No.	Capacity litres	Height / Width / Dept (interior) cm	Height / Width / Dept (exterior) cm	Power W	Weight Kg
N-3	<b>2000368</b>	3	11.5 12.5 20	43 34 47	1700	18
N-8	<b>2000369</b>	8	13 20 30	51 44 56	1800	28

Supplied complete with a refractory ceramic tray as a base and support for material to be assayed.